

Uganda

COUNTRY GENERAL INFORMATION

Total population:	47,249,577
Gender F/M (%):	50.5 / 49.5
Population, age group <15 / ≥ 15 years (%):	45 / 55
Life expectancy at birth (F/M, years)(2020):	70 / 63
GDP (PPP int \$)(2020):	2284
Income status:	Low income
Administrative level, number of divisions:	2 nd sub-national administrative level, 128

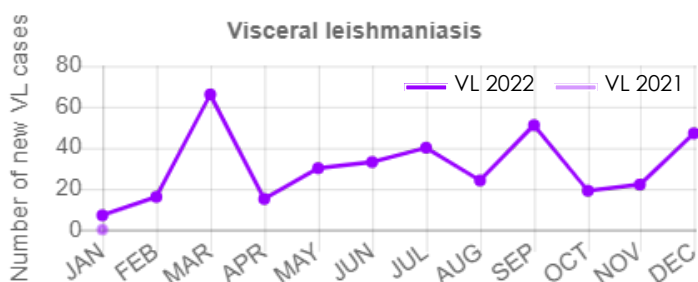
EPIDEMIOLOGY

	VL	CL	PKDL
Endemicity status:	Endemic	Non endemic	Endemic
Number of new cases (incidence):	307	No data	3
Number of relapses: ¹	60	No data	N/A
Total number of cases:	370	No data	3
Imported cases (#, %):	52, 14%	No data	N/A
Gender distribution (% F):	24	N/A	33
Age group distribution (% <5 / 5-14 / >14):	19 / 68 / 13	N/A	0 / 33 / 67
Incidence rate (cases/10,000 population in endemic areas):	2.57	No data	N/A
Number of endemic 2 nd sub-national administrative level divisions:	8	No data	N/A
Population at risk (% # at risk / total population): ²	3% 1 205 100/ 47 249 577	0% 0/ 47 249 577	N/A
Was there any outbreak?	No	No data	N/A
Number of new foci: ³	0	No data	N/A

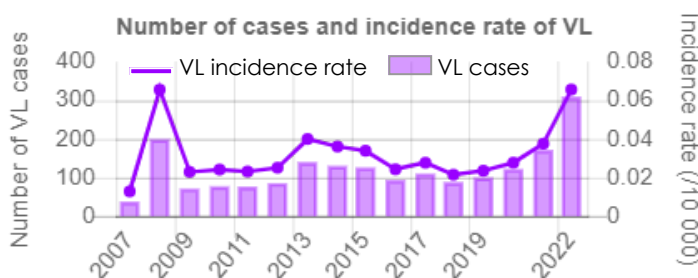
Monthly distribution of new cases (January-December)

2022	JAN	FEB	MAR	APR	MAY	JUN	JUL	AUG	SEP	OCT	NOV	DEC
VL ⁴	7	16	66	15	30	33	40	24	51	19	22	47

N/A not applicable; VL = visceral leishmaniasis; CL = cutaneous leishmaniasis; PKDL = post-kala-azar dermal leishmaniasis



Number of new cases and Incidence rate/10,000 at the national level from 2007 to 2022



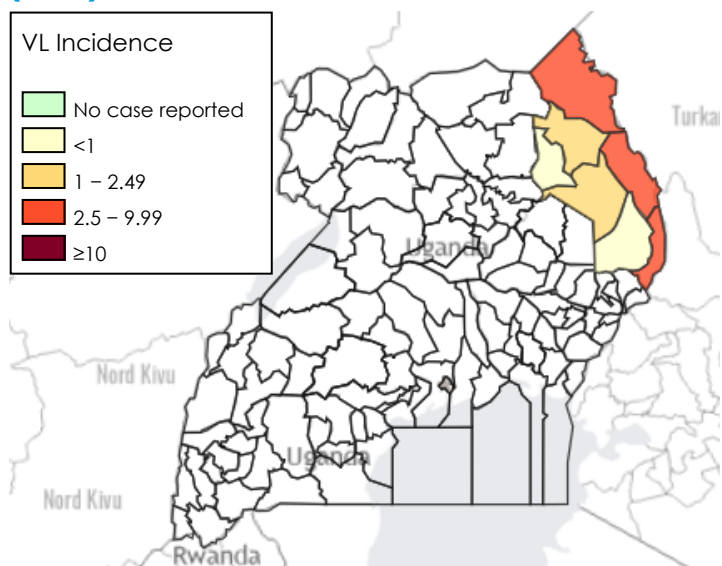
¹Relapse in this country is defined as: "A patient who successfully completed treatment and with negative clinical and parasitological test of cure, but showed evidence of VL (clinical and parasitological) within 6 months of completion of therapy"

²Defined as "Number of people living in 3rd sub-national administrative level endemic areas"

³Defined as "In this reporting period, an area at the 3rd sub-national administrative level reporting cases for the first time ever"

⁴These figures include both new cases and relapses.

Disease distribution of new VL cases at 2nd sub-national administrative level per 10,000 population (2022)



The boundaries and names shown and the designations used on this map do not imply the expression of any opinion whatsoever on the part of the World Health Organization concerning the legal status of any country, territory, city or area or of its authorities, or concerning the delimitation of its frontiers or boundaries. Dotted and dashed lines on maps represent approximate border lines for which there may not yet be full agreement.
Map production: WHO/UCN/NTD

CONTROL AND SURVEILLANCE

Year Leishmaniasis National Control Programme (LNCP) was established:	1997
Type of surveillance (CL / VL):	N/A / Integrated
Is there a vector control programme?	No
Type of insecticide used for Indoor residual Spraying (IRS):	No data
Year latest national guidelines (CL / VL):	N/A / 2018
Is leishmaniasis notifiable (mandatory report)? (CL / VL):	N/A / No
Is there a reservoir host control programme?	No data
Number of leishmaniasis health facilities (CL / VL):	N/A / No data

DIAGNOSIS FOR NEW CASES

	VL	CL	PKDL
Number of people screened actively for:	807	N/A	N/A
Number of people screened passively for:	898	No data	N/A
VL cases diagnosed by RDT (% , # RDT+ / new VL cases):	100% (310/310)	N/A	N/A
Proportion of positive RDT (% , # RDT+ / total RDT):	35% (310/898)	N/A	N/A
Cases diagnosed by direct exam (parasitology) (% , # slides + / new cases):	1% (3/310)	No data	N/A
Proportion of positive slides (% , # slides + / total slides):	100% (3/3)	No data	N/A
Cases diagnosed clinically (% , # clinical cases / new cases):	0% (0/310)	No data	N/A
Percentage of cases with HIV-VL coinfection:	2% (8/370)	N/A	N/A

N/A not applicable; RDT = rapid diagnostic test; HIV = human immunodeficiency virus

TREATMENT AND MEDICINES

- ▶ Is treatment provided for free in the public sector? (CL / VL): N/A / Yes
- ▶ Antileishmanial medicines included in the National Medicine List: Amphotericin B deoxycholate, Liposomal amphotericin B, Paromomycin, Sodium stibogluconate (SSG)

INITIAL TREATMENT OUTCOME FOR NEW CASES

	VL	CL
Cases that completed treatment (% , # completed treatment / new cases):	99% (307/310)	No data
Initial cure rate (% , # cases initially cured / new cases):	99% (307/310)	No data
Failure rate (% , # cases with treatment failure / new cases): ⁵	0% (0/310)	No data
Case fatality rate (% , # cases who died / new cases):	1% (3/310)	No data

VL = visceral leishmaniasis; CL = cutaneous leishmaniasis; PKDL = post-kala-azar dermal leishmaniasis

⁵Failure in this country is defined as: "A patient with persisting signs and symptoms despite undergoing two weeks of satisfactory treatment"