

COUNTRY GENERAL INFORMATION

Total population:	54,027,485
Gender F/M (%):	50.4 / 49.6
Population, age group <15 / ≥ 15 years (%):	38 / 62
Life expectancy at birth (F/M, years)(2020):	68 / 64
GDP (PPP int \$)(2020):	4521
Income status:	Lower middle income
Administrative level, number of divisions:	2 nd sub-national administrative level, 305

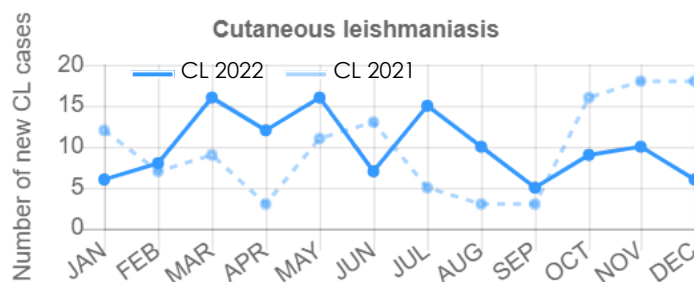
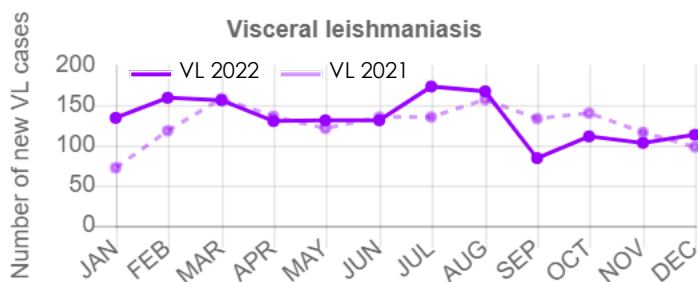
EPIDEMIOLOGY

	VL	CL	PKDL
Endemicity status:	Endemic	Endemic	Endemic
Number of new cases (incidence):	1 564	90	2
Number of relapses: ¹	37	31	N/A
Total number of cases:	1 610	121	2
Imported cases (#, %):	0, 0%	0, 0%	N/A
Gender distribution (% F):	33	53	No data
Age group distribution (% , <5 / 5-14 / >14):	26 / 42 / 32	12 / 39 / 49	No data
Incidence rate (cases/10,000 population in endemic areas):	4.21	2.14	N/A
Number of endemic 2 nd sub-national administrative level divisions:	33	2	N/A
Population at risk (% , # at risk / total population): ²	7% 3 736 438/ 54 027 485	1% 420 264/ 54 027 485	N/A
Was there any outbreak?	Yes	No data	N/A
Number of new foci: ³	No data	No data	N/A

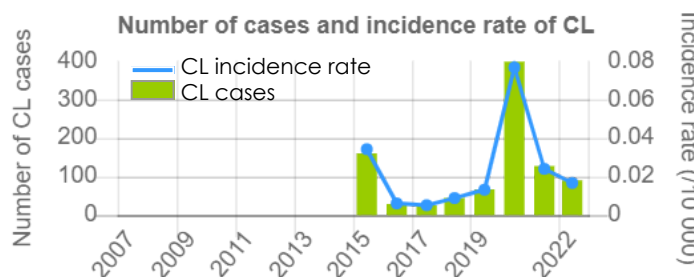
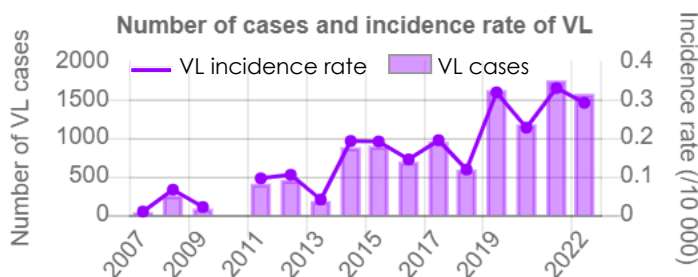
Monthly distribution of new cases (January-December)

2022	JAN	FEB	MAR	APR	MAY	JUN	JUL	AUG	SEP	OCT	NOV	DEC
VL	134	159	156	130	131	131	173	167	84	111	103	113
CL	6	8	16	12	16	7	15	10	5	9	10	6

N/A not applicable; VL = visceral leishmaniasis; CL = cutaneous leishmaniasis; PKDL = post-kala-azar dermal leishmaniasis



Number of new cases and Incidence rate/10,000 at the national level from 2007 to 2022

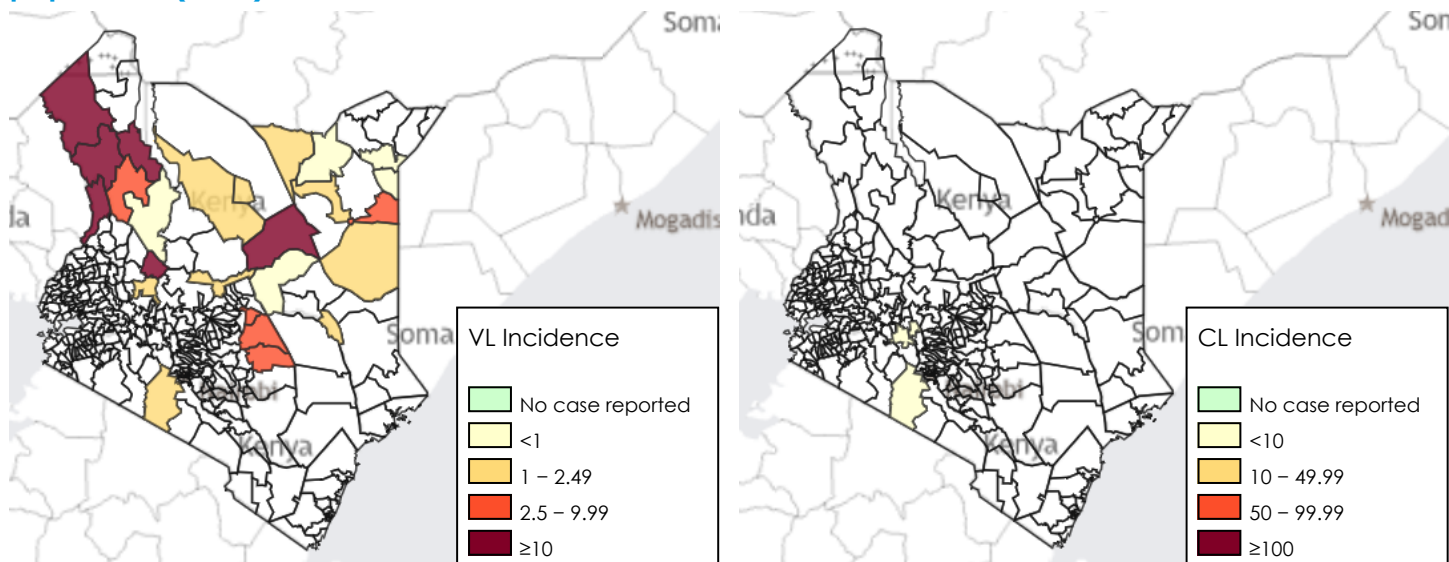


¹Relapse in this country is defined as: No definition available

²Defined as "Number of people living in 1st sub-national administrative level endemic areas"

³Defined as "In this reporting period, an area at the 1st sub-national administrative level reporting cases for the first time ever"

Disease distribution of new VL and CL cases at 2nd sub-national administrative level per 10,000 population (2022)



The boundaries and names shown and the designations used on this map do not imply the expression of any opinion whatsoever on the part of the World Health Organization concerning the legal status of any country, territory, city or area or of its authorities, or concerning the delimitation of its frontiers or boundaries. Dotted and dashed lines on maps represent approximate border lines for which there may not yet be full agreement.
Map production: WHO/UCN/NTD

CONTROL AND SURVEILLANCE

Year Leishmaniasis National Control Programme (LNCP) was established:	2012
Type of surveillance (CL / VL):	Passive / Active
Is there a vector control programme?	Yes
Type of insecticide used for Indoor residual Spraying (IRS):	No data
Year latest national guidelines (CL / VL):	No data / 2017
Is leishmaniasis notifiable (mandatory report)? (CL / VL):	No / Yes
Is there a reservoir host control programme?	No
Number of leishmaniasis health facilities (CL / VL):	4 / 43

DIAGNOSIS FOR NEW CASES

	VL	CL	PKDL
Number of people screened actively for:	No data	No data	N/A
Number of people screened passively for:	2964	73	N/A
VL cases diagnosed by RDT (% , # RDT+ / new VL cases):	94% (1 476/1 573)	N/A	N/A
Proportion of positive RDT (% , # RDT+ / total RDT):	50% (1 476/2964)	N/A	N/A
Cases diagnosed by direct exam (parasitology) (% , # slides + / new cases):	2% (37/1 573)	81% (73/90)	N/A
Proportion of positive slides (% , # slides + / total slides):	84% (37/44)	100% (73/73)	N/A
Cases diagnosed clinically (% , # clinical cases / new cases):	0% (0/1 573)	19% (17/90)	N/A
Percentage of cases with HIV-VL coinfection:	2% (27/1 610)	N/A	N/A

N/A not applicable; RDT = rapid diagnostic test; HIV = human immunodeficiency virus

TREATMENT AND MEDICINES

- ▶ Is treatment provided for free in the public sector? (CL / VL): No data / Yes
- ▶ Antileishmanial medicines included in the National Medicine List: Amphotericin B deoxycholate, Liposomal amphotericin B, Meglumine antimoniate, Paromomycin

INITIAL TREATMENT OUTCOME FOR NEW CASES

	VL	CL
Cases that completed treatment (% , # completed treatment / new cases):	76% (1 203/1 573)	58% (52/90)
Initial cure rate (% , # cases initially cured / new cases):	No data	No data
Failure rate (% , # cases with treatment failure / new cases): ⁴	No data	No data
Case fatality rate (% , # cases who died / new cases):	0.2% (3/1 573)	No data

VL = visceral leishmaniasis; CL = cutaneous leishmaniasis; PKDL = post-kala-azar dermal leishmaniasis

⁴Failure in this country is defined as: No definition available