

Nepal

COUNTRY GENERAL INFORMATION

Total population:	28,608,715
Gender F/M (%):	54.4 / 45.6
Population, age group <15 / ≥ 15 years (%):	30 / 70
Life expectancy at birth (F/M, years):	73 / 69
GDP (PPP int \$):	3,568
Income status:	Lower middle income
Number of 2 nd sub-national administrative level divisions, name:	77, District

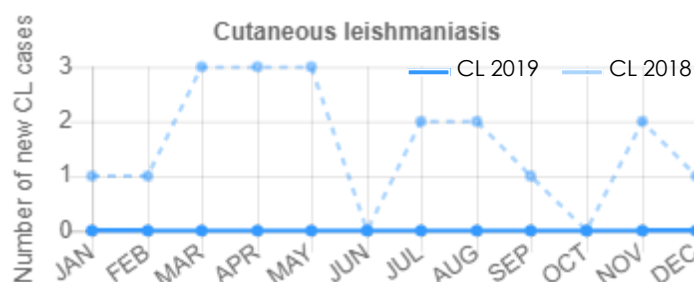
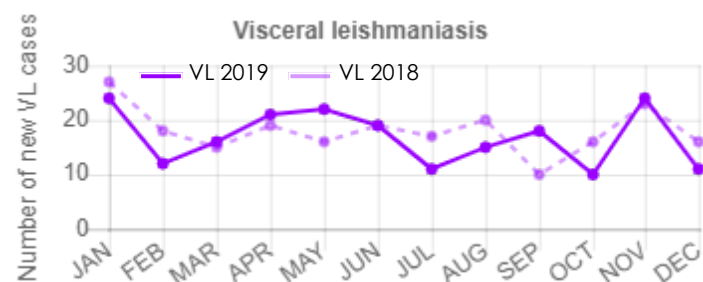
EPIDEMIOLOGY

	VL	CL	PKDL	MCL
Endemicity status:	Endemic	Endemic	Endemic	Non endemic
Number of new cases (incidence):	186	15	1	1
Number of relapses: ¹	18	0	N/A	N/A
Total number of cases:	204	15	1	1
Imported cases (#, %):	1, 0%	0, 0%	N/A	N/A
Gender distribution (% F):	35	33	0	0
Age group distribution (% , <5 / 5-14 / >14):	11 / 17 / 72	0 / 7 / 93	0 / 0 / 100	0 / 0 / 100
Incidence rate (cases/10,000 population in endemic areas):	0.06	No data	N/A	N/A
Number of endemic 2 nd sub-national administrative level divisions:	18	No data	N/A	N/A
Population at risk (% , # at risk / total population): ²	41% 11,852,587/28,608,715	0% 0/28,608,715	N/A	N/A
Was there any outbreak?	No	No	N/A	N/A
Number of new foci: ³	0	6	N/A	N/A

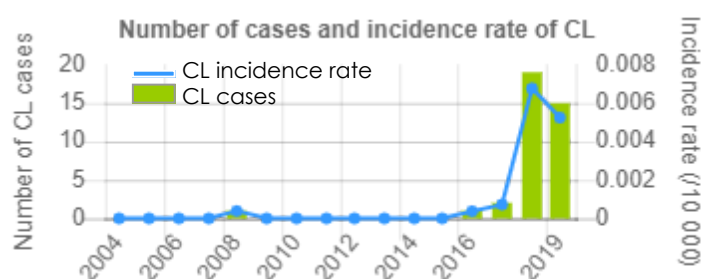
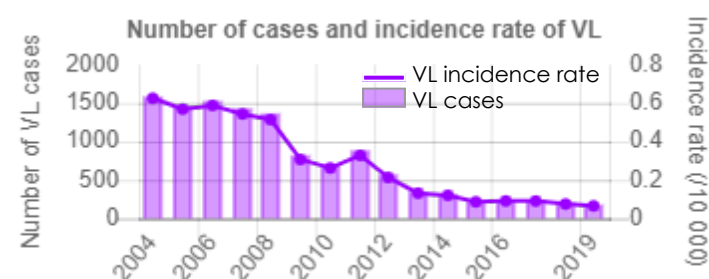
Monthly distribution of new cases (January-December)

2019	JAN	FEB	MAR	APR	MAY	JUN	JUL	AUG	SEP	OCT	NOV	DEC
VL	22	11	16	19	19	17	9	15	16	8	23	10
CL	1	1	0	0	2	0	0	4	1	1	2	3

N/A not applicable; VL = visceral leishmaniasis; CL = cutaneous leishmaniasis; PKDL = post-kala-azar dermal leishmaniasis; MCL = mucocutaneous leishmaniasis



Number of new cases and Incidence rate/10,000 at the national level from 2004 to 2019

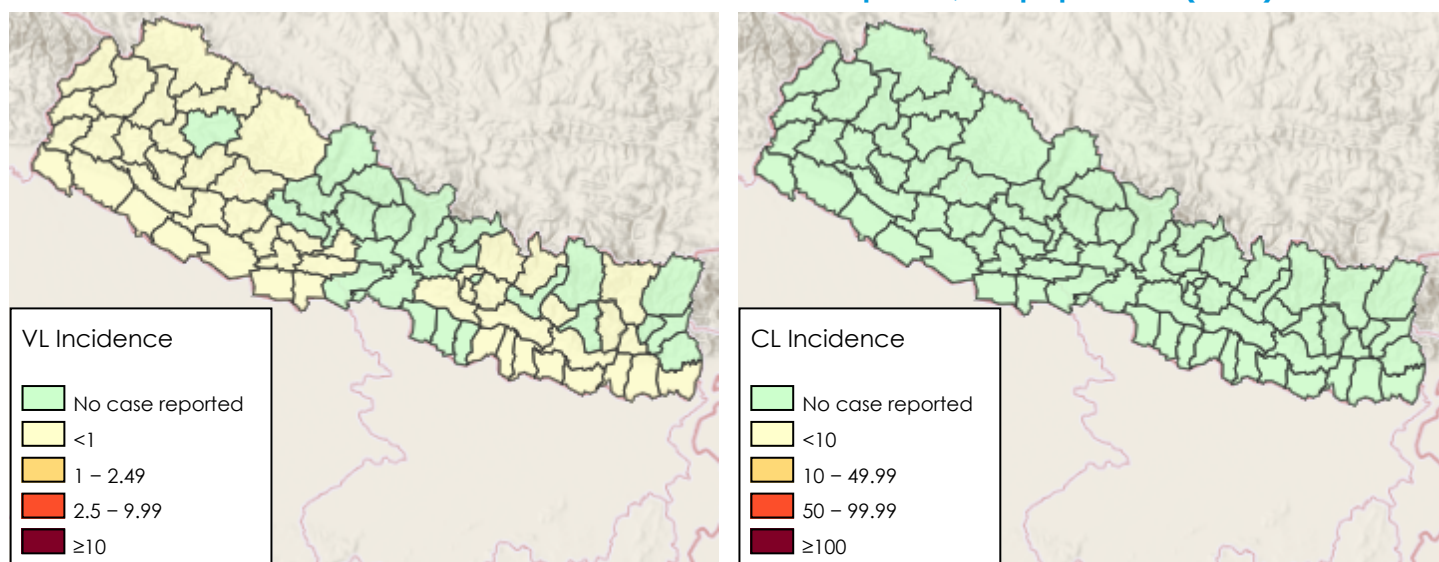


¹Relapse in this country is defined as: "a patient who experiences recurrence of VL symptoms with parasitological confirmation at any time point after initial cure"

²Defined as "Number of people living in 2nd sub-national administrative level endemic areas"

³Defined as "In this reporting period, an area at the 2nd sub-national administrative level reporting cases for the first time ever"

Disease distribution of new VL and CL cases at district level per 10,000 population (2019)



The boundaries and names shown and the designations used on this map do not imply the expression of any opinion whatsoever on the part of the World Health Organization concerning the legal status of any country, territory, city or area or of its authorities, or concerning the delimitation of its frontiers or boundaries. Dotted and dashed lines on maps represent approximate border lines for which there may not yet be full agreement.

Map production: WHO/UCN/NTD

CONTROL AND SURVEILLANCE

Year Leishmaniasis National Control Programme (LNCP) was established:	2005
Type of surveillance (CL / VL):	N/A / Integrated
Is there a vector control programme?	Yes
Type of insecticide used for Indoor residual Spraying (IRS):	Lambda-cyhalothrin
Year latest national guidelines (CL / VL):	No
Is leishmaniasis notifiable (mandatory report)? (CL / VL):	No
Is there a reservoir host control programme?	No
Number of leishmaniasis health facilities (CL / VL):	N/A / 39

DIAGNOSIS

	VL	CL	PKDL	MCL
Number of people screened actively for:	No data	N/A	N/A	N/A
Number of people screened passively for:	166	No data	N/A	N/A
VL cases diagnosed by RDT (% , # RDT+ / new VL cases):	89% (166/186)	N/A	N/A	N/A
Proportion of positive RDT (% , # RDT+ / total RDT):	100% (166/166)	N/A	N/A	N/A
Cases diagnosed by direct exam (parasitology) (% , # slides + / total cases):	10% (19/186)	No data	N/A	N/A
Proportion of positive slides (% , # slides + / total slides):	100% (19/19)	No data	N/A	N/A
Cases diagnosed clinically (% , # clinical cases / total cases):	3% (7/204)	N/A	N/A	N/A
Percentage of cases with HIV-VL coinfection:	1% (2/204)	N/A	N/A	N/A

N/A not applicable; RDT = rapid diagnostic test; HIV = human immunodeficiency virus

TREATMENT AND MEDICINES

- ▶ Is treatment provided for free in the public sector? (CL / VL): N/A / Yes
- ▶ Antileishmanial medicines included in the National Medicine List: Amphotericin B deoxycholate, Liposomal amphotericin B, Miltefosine, Paromomycin, Sodium stibogluconate (SSG)

INITIAL TREATMENT OUTCOME FOR NEW CASES

	VL	CL
Cases that completed treatment (% , # completed treatment / new cases):	99% (185/186)	No data
Initial cure rate (% , # cases initially cured / new cases):	95% (177/186)	0% (0/15)
Failure rate (% , # cases with treatment failure / new cases): ⁴	0% (0/186)	0% (0/15)
Case fatality rate (% , # cases who died / new cases):	3% (5/186)	0% (0/15)

VL = visceral leishmaniasis; CL = cutaneous leishmaniasis; PKDL = post-kala-azar dermal leishmaniasis; MCL = mucocutaneous leishmaniasis

⁴Failure in this country is defined as: "signs and symptoms persist or recur during treatment or up to initial treatment outcome assessment"