

COUNTRY GENERAL INFORMATION

Total population:	1,338,676,779
Gender F/M (%):	48 / 52
Population, age group <15 / ≥ 15 years (%):	28 / 73
Life expectancy at birth (F/M, years):	71 / 68
GDP (PPP int \$):	7,169
Income status:	Lower middle
Number of 3 rd sub-national administrative level divisions, name:	6612, Block

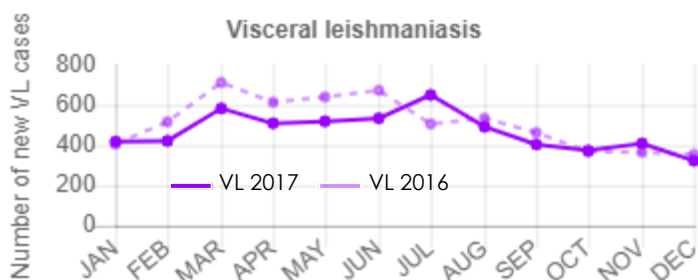
EPIDEMIOLOGY

	VL	CL	PKDL	MCL
Endemicity status:	Endemic	Endemic	Endemic	Non endemic
Number of new cases (incidence):	5,758	No data	1,982	N/A
Number of relapses: ¹	0	No data	No data	N/A
Total number of cases:	5,758	No data	1,982	N/A
Imported cases (#, %):	0, 0%	No data	N/A	N/A
Gender distribution (% F):	43	No data	43	N/A
Age group distribution (% , <5 / 5-14 / >14):	5 / 29 / 66	No data	0 / 20 / 80	N/A
Incidence rate (cases/10,000 population in endemic areas):	0.45	No data	N/A	N/A
Number of endemic 3 rd sub-national administrative level divisions:	633	No data	N/A	N/A
Population at risk (% , # at risk / total population): ²	9% 126,620,091 / 1,338,676,779	0% 0 / 1,338,676,779	N/A	N/A
Was there any outbreak?	Yes	No data	N/A	N/A
Number of new foci: ³	717	No data	N/A	N/A

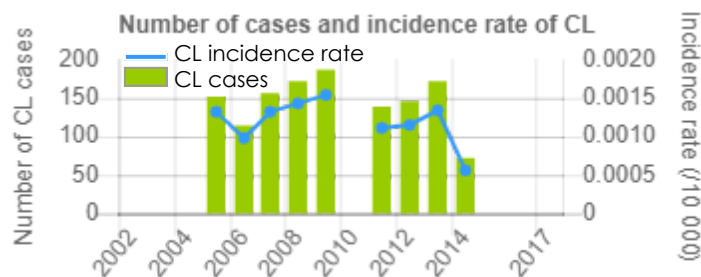
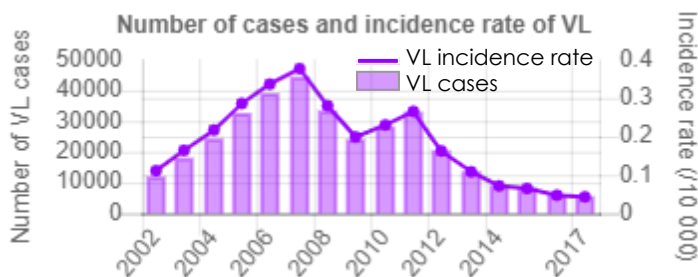
Monthly distribution of new cases (January-December)

2017	JAN	FEB	MAR	APR	MAY	JUN	JUL	AUG	SEP	OCT	NOV	DEC
VL	418	422	583	509	519	534	650	492	404	373	409	323

N/A not applicable; VL = visceral leishmaniasis; CL = cutaneous leishmaniasis; PKDL = post-kala-azar dermal leishmaniasis; MCL = mucocutaneous leishmaniasis



Number of new cases and Incidence rate/10,000 at the national level from 2002 to 2017

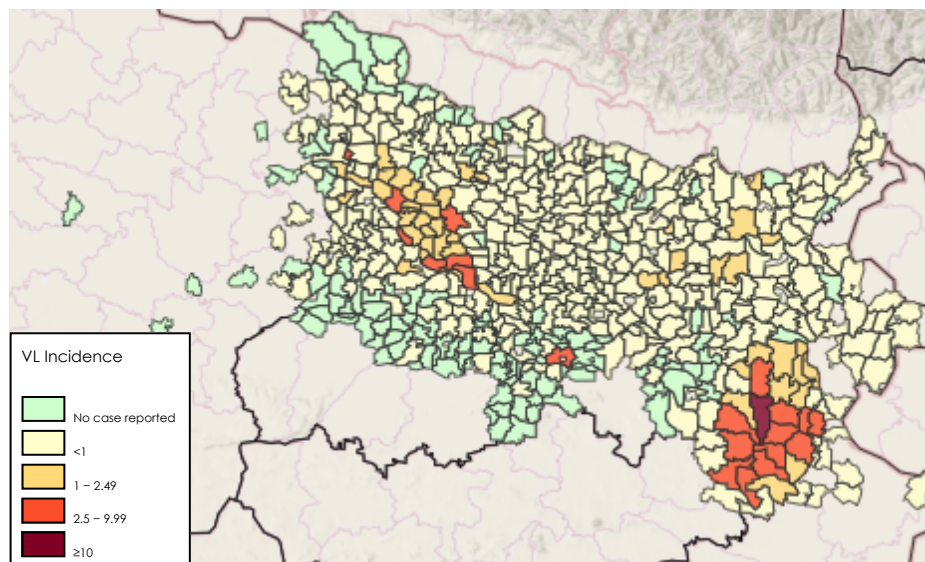


¹Relapse in this country is defined for VL as: "Reappearance of signs and symptoms in a treated patient after initial cure and confirmed by parasite demonstration"

²Defined as "Number of people living in 3rd sub-national administrative level endemic areas"

³Defined in this country as "In this reporting period, an area (village) reporting cases for the first time in last three years"

Disease distribution of new VL cases at block level per 10,000 population (2017)



The boundaries and names shown and the designations used on this map do not imply the expression of any opinion whatsoever on the part of the World Health Organization concerning the legal status of any country, territory, city or area or of its authorities, or concerning the delimitation of its frontiers or boundaries. Dotted and dashed lines on maps represent approximate border lines for which there may not yet be full agreement.

Map production: WHO/UCN/NTD

CONTROL AND SURVEILLANCE

Year Leishmaniasis National Control Programme (LNCP) was established:	1991
Type of surveillance (CL / VL):	No data / Integrated
Is there a vector control programme?	Yes
Type of insecticide used for Indoor residual Spraying (IRS):	5 % Alpha cypermethrin
Year latest national guidelines (CL / VL):	No data / 2017
Is leishmaniasis notifiable (mandatory report)? (CL / VL):	No data / Yes
Is there a reservoir host control programme?	Yes
Number of leishmaniasis health facilities (CL / VL):	No data / 640

DIAGNOSIS

	VL	CL	PKDL	MCL
Number of people screened actively for:	0	No data	N/A	N/A
Number of people screened passively for:	No data	No data	N/A	N/A
VL cases diagnosed by RDT (% , # RDT+ / new VL cases):	93% (5,368/5,758)	N/A	N/A	N/A
Proportion of positive RDT (% , # RDT+ / total RDT):	No data (5,368/0)	N/A	N/A	N/A
Cases diagnosed by direct exam (parasitology) (% , # slides + / total cases):	7% (390/5,758)	No data	N/A	N/A
Proportion of positive slides (% , # slides + / total slides):	No data (390/0)	No data	N/A	N/A
Cases diagnosed clinically (% , # clinical cases / total cases):	0% (0/5,758)	N/A	N/A	N/A
Percentage of cases with HIV-VL coinfection:	3% (192/5,758)	N/A	N/A	N/A

N/A not applicable; RDT = rapid diagnostic test; HIV = human immunodeficiency virus

TREATMENT AND MEDICINES

- ▶ Is treatment provided for free in the public sector? (CL / VL): No data / Yes
- ▶ Antileishmanial medicines included in the National Medicine List: Amphotericin B deoxycholate, Liposomal amphotericin B, Miltefosine, Paromomycin

INITIAL TREATMENT OUTCOME FOR NEW CASES

	VL	CL
Cases that completed treatment (% , # completed treatment / new cases):	100% (5,745/5,758)	No data
Initial cure rate (% , # cases initially cured / new cases):	99% (5,715/5,758)	No data
Failure rate (% , # cases with treatment failure / new cases):	1% (36/5,758)	No data
Case fatality rate (% , # cases who died / new cases):	1.3% (73/5,758)	No data

VL = visceral leishmaniasis; CL = cutaneous leishmaniasis; PKDL = post-kala-azar dermal leishmaniasis; MCL = mucocutaneous leishmaniasis

⁴Failure in this country is defined as: "VL case treated but symptoms persists"