

# Bangladesh

## COUNTRY GENERAL INFORMATION

Total population:	157,977,151
Gender F/M (%):	49.3 / 50.7
Population, age group <15 / ≥ 15 years (%):	29 / 71
Life expectancy at birth (F/M, years):	74 / 71
GDP (PPP int \$):	3,697
Income status:	Lower middle
Number of 3 <sup>rd</sup> sub-national administrative level divisions, name:	492, Upazila

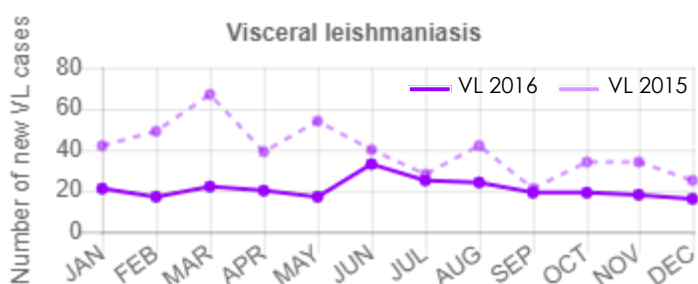
## EPIDEMIOLOGY

	VL	CL	PKDL	MCL
Endemicity status:	Endemic	Non endemic	Endemic	Non endemic
Number of new cases (incidence):	259	0	154	N/A
Number of relapses: <sup>1</sup>	39	N/A	N/A	N/A
<b>Total number of cases:</b>	<b>298</b>	<b>N/A</b>	<b>154</b>	<b>N/A</b>
Imported cases (#, %):	0, 0%	N/A	N/A	N/A
Gender distribution (% F):	45	N/A	32	N/A
Age group distribution (% <5 / 5-14 / >14):	3 / 24 / 73	N/A	0 / 19 / 81	N/A
Incidence rate (cases/10,000 population in endemic areas):	0.076	N/A	0.044	N/A
Number of endemic 3 <sup>rd</sup> sub-national administrative level divisions:	100	N/A	N/A	N/A
Population at risk (% # at risk / total population): <sup>2</sup>	22% 35,303,290/157,977,151	N/A	N/A	N/A
Was there any outbreak?	No	No	N/A	N/A
Number of new foci: <sup>3</sup>	13	N/A	N/A	N/A

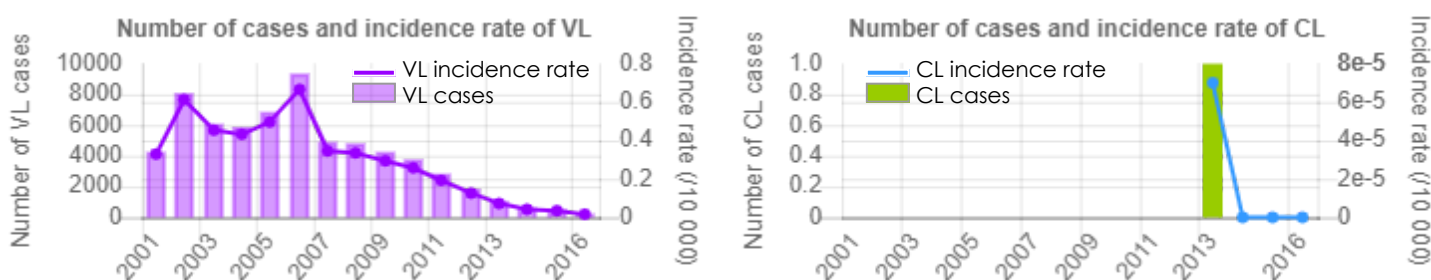
## Monthly distribution of new cases (January-December)

2016	JAN	FEB	MAR	APR	MAY	JUN	JUL	AUG	SEP	OCT	NOV	DEC
VL	23	26	24	22	21	27	21	23	21	17	19	15

N/A not applicable; VL = visceral leishmaniasis; CL = cutaneous leishmaniasis; PKDL = post-kala-azar dermal leishmaniasis; MCL = mucocutaneous leishmaniasis



## Number of new cases and Incidence rate/10,000 at the national level from 2001 to 2016

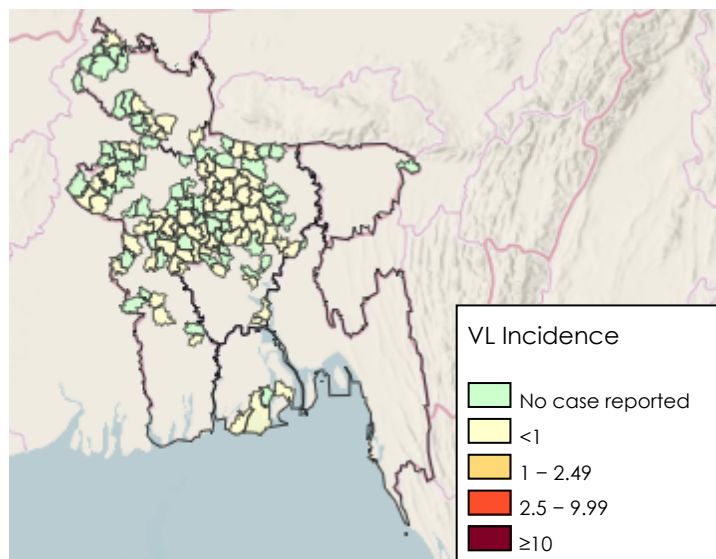


<sup>1</sup>Relapse in this country is defined as: "An individual, who is diagnosed to have VL with the case definition of new VL and history of treatment of new VL for more than six months, will be reported as relapse VL"

<sup>2</sup>Defined as "Number of people living in 3<sup>rd</sup> sub-national administrative level endemic areas"

<sup>3</sup>Defined as "In this reporting period, an area at the 3<sup>rd</sup> sub-national administrative level reporting cases for the first time ever"

## Disease distribution of new VL cases at upazila level per 10,000 population (2016)



The boundaries and names shown and the designations used on this map do not imply the expression of any opinion whatsoever on the part of the World Health Organization concerning the legal status of any country, territory, city or area or of its authorities, or concerning the delimitation of its frontiers or boundaries. Dotted and dashed lines on maps represent approximate border lines for which there may not yet be full agreement.

Map production: WHO/UCN/NTD

## CONTROL AND SURVEILLANCE

Year Leishmaniasis National Control Programme (LNCP) was established:	2008
Type of surveillance (CL / VL):	N/A / Integrated
Is there a vector control programme?	Yes
Type of insecticide used for Indoor residual Spraying (IRS):	Deltamethrin
Year latest national guidelines (CL / VL):	N/A / 2013
Is leishmaniasis notifiable (mandatory report)? (CL / VL):	N/A / No
Is there a reservoir host control programme?	Yes
Number of leishmaniasis health facilities (CL / VL):	N/A / 107

## DIAGNOSIS

	VL	CL	PKDL	MCL
Number of people screened actively for:	772	N/A	No data	N/A
Number of people screened passively for:	15,273	N/A	No data	N/A
VL cases diagnosed by RDT (% , # RDT+ / new VL cases):	100% (259/259)	N/A	N/A	N/A
Proportion of positive RDT (% , # RDT+ / total RDT):	2% (259/15,273)	N/A	No data	N/A
Cases diagnosed by direct exam (parasitology) (% , # slides + / total cases):	2% (6/259)	N/A	14% (21/154)	N/A
Proportion of positive slides (% , # slides + / total slides):	No data (0/0)	N/A	No data	N/A
Cases diagnosed clinically (% , # clinical cases / total cases):	0% (0/298)	N/A	0% (0/154)	N/A
Percentage of cases with HIV-VL coinfection:	0% (0/298)	N/A	0% (0/154)	N/A

N/A not applicable; RDT = rapid diagnostic test; HIV = human immunodeficiency virus

## TREATMENT AND MEDICINES

- ▶ Is treatment provided for free in the public sector? (CL / VL): N/A / Yes
- ▶ Antileishmanial medicines included in the National Medicine List: Amphotericin B deoxycholate, Liposomal amphotericin B, Meglumine antimoniate, Miltefosine, Paromomycin, Sodium stibogluconate (SSG)

## INITIAL TREATMENT OUTCOME FOR NEW CASES

	VL	CL
Cases that completed treatment (% , # completed treatment / new cases):	100% (259/259)	No data
Initial cure rate (% , # cases initially cured / new cases):	45% (117/259)	No data (0/0)
Failure rate (% , # cases with treatment failure / new cases):	1% (2/259)	No data (0/0)
Case fatality rate (% , # cases who died / new cases): <sup>4</sup>	1% (2/259)	No data (0/0)

VL = visceral leishmaniasis; CL = cutaneous leishmaniasis; PKDL = post-kala-azar dermal leishmaniasis; MCL = mucocutaneous leishmaniasis

<sup>4</sup>Failure in this country is defined as: "An individual, who is diagnosed to have VL with the case definition of new VL and history of treatment of new VL within last six months will be reported as VL treatment failure"