

COUNTRY GENERAL INFORMATION

Total population:	51 392 570
Gender F/M (%):	50.3 / 49.7
Population, age group <15 / ≥ 15 years (%):	40 / 60
Life expectancy at birth (F/M, years):	67 / 62
GDP (PPP int \$):	3 461
Income status:	Lower middle income
Number of 1 st sub-national administrative level divisions, name:	47, County

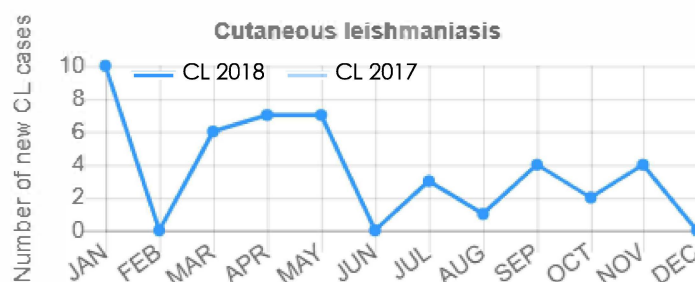
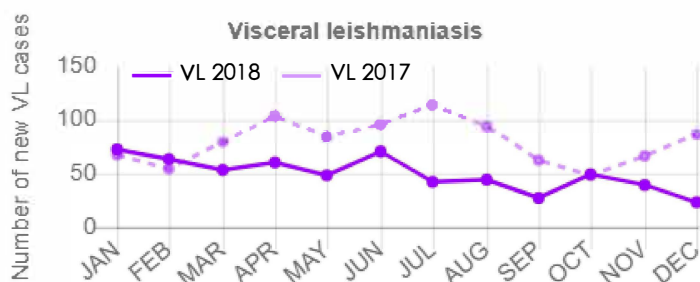
EPIDEMIOLOGY

	VL	CL	PKDL	MCL
Endemicity status:	Endemic	Endemic	Endemic	Non endemic
Number of new cases (incidence):	590	44	0	N/A
Number of relapses: ¹	12	2	N/A	N/A
Total number of cases:	602	46	0	N/A
Imported cases (#, %):	0, 0%	0, 0%	No data	No data
Gender distribution (% F):	35	62	N/A	N/A
Age group distribution (% , <5 / 5-14 / >14):	18 / 41 / 41	11 / 55 / 34	N/A	N/A
Incidence rate (cases/10,000 population in endemic areas):	1.65	1.58	N/A	N/A
Number of endemic 1 st sub-national administrative level divisions:	6	2	No data	N/A
Population at risk (% , # at risk / total population): ²	7% 3 568 412 / 51 392 570	0.5% 279 064 / 51 392 570	N/A	N/A
Was there any outbreak?	No	No	N/A	N/A
Number of new foci: ³	0	0	N/A	N/A

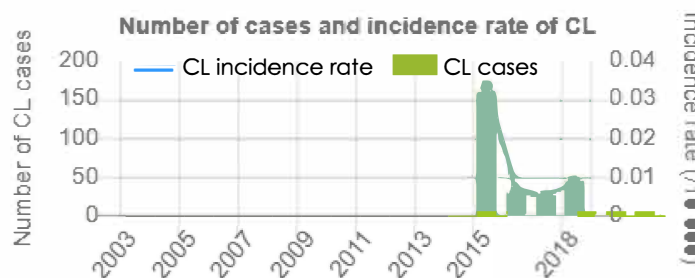
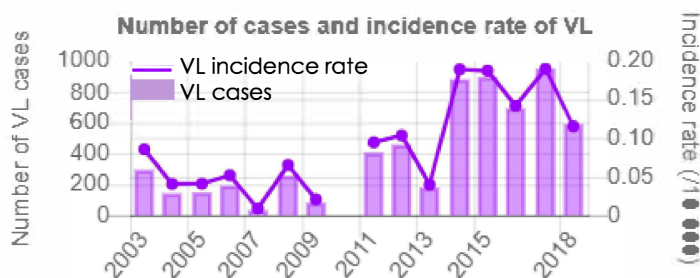
Monthly distribution of new cases (January-December)

2018	JAN	FEB	MAR	APR	MAY	JUN	JUL	AUG	SEP	OCT	NOV	DEC
VL	72	63	53	60	48	70	42	44	27	49	39	23
CL	10	0	6	7	7	0	3	1	4	2	4	0

N/A not applicable; VL = visceral leishmaniasis; CL = cutaneous leishmaniasis; PKDL = post-kala-azar dermal leishmaniasis; MCL = mucocutaneous leishmaniasis



Number of new cases and incidence rate/10 000 at the national level from 2003 to 2018

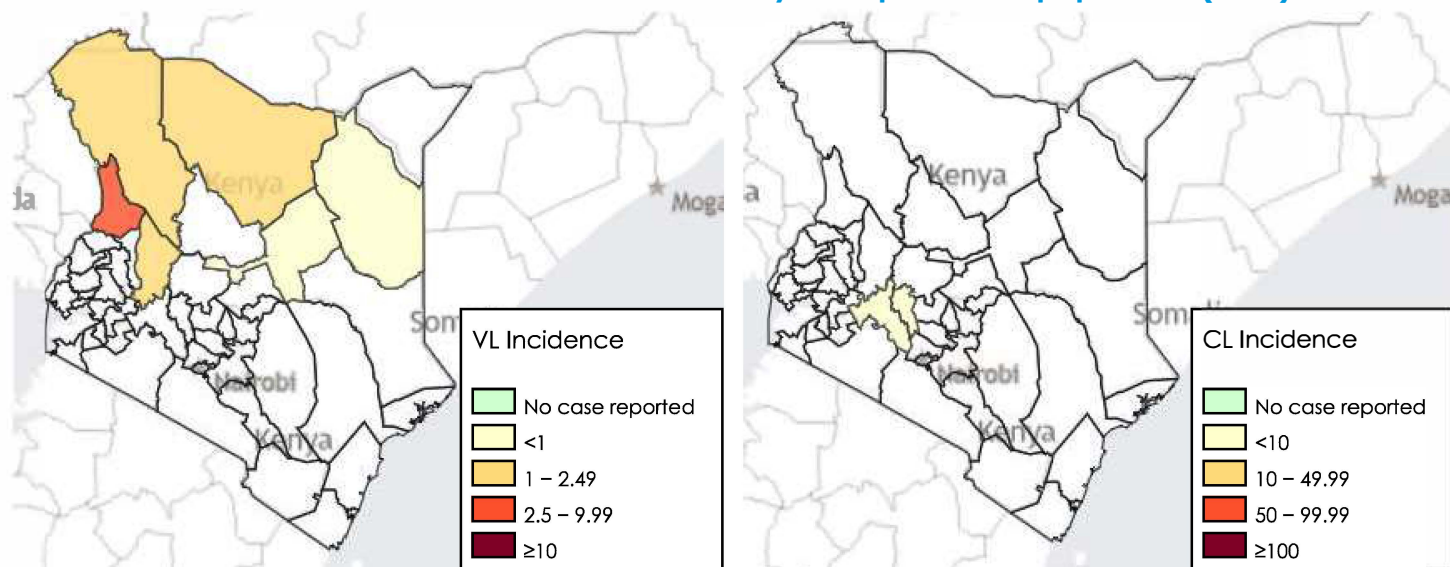


¹Relapse in this country is defined as: No definition available

²Defined as "In this reporting period, an area at the 1st sub-national administrative level reporting cases for the first time ever"

³Defined as "Number of people living in 1st sub-national administrative level endemic areas"

Disease distribution of new VL and CL cases at County level per 10 000 population (2018)



The boundaries and names shown and the designations used on this map do not imply the expression of any opinion whatsoever on the part of the World Health Organization concerning the legal status of any country, territory, city or area or of its authorities, or concerning the delimitation of its frontiers or boundaries. Dotted and dashed lines on maps represent approximate border lines for which there may not yet be full agreement.
Map production: WHO/UCN/NTD

CONTROL AND SURVEILLANCE

Year Leishmaniasis National Control Programme (LNCP) was established:	2012
Type of surveillance (CL / VL):	Passive
Is there a vector control programme?	No
Type of insecticide used for Indoor residual Spraying (IRS):	Not available
Year latest national guidelines (CL / VL):	No data/2017
Is leishmaniasis notifiable (mandatory report)? (CL / VL):	No
Is there a reservoir host control programme?	No
Number of leishmaniasis health facilities (CL / VL):	No data /43

DIAGNOSIS

	VL	CL	PKDL	MCL
Number of people screened actively for:	No data	No data	N/A	N/A
Number of people screened passively for:	No data	No data	N/A	N/A
VL cases diagnosed by RDT (% , # RDT+ / new VL cases):	93% (546/590)	N/A	N/A	N/A
Proportion of positive RDT (% , # RDT+ / total RDT):	No data	N/A	N/A	N/A
Cases diagnosed by direct exam (parasitology) (% , # slides + / total cases):	2% (10/590)	No data	N/A	N/A
Proportion of positive slides (% , # slides + / total slides):	No data	No data	N/A	N/A
Cases diagnosed clinically (% , # clinical cases / total cases):	2% (10/602)	N/A	N/A	N/A
Percentage of cases with HIV-VL coinfection:	No data	N/A	N/A	N/A

N/A not applicable; RDT = rapid diagnostic test; HIV = human immunodeficiency virus

TREATMENT AND MEDICINES

- ▶ Is treatment provided for free in the public sector? (CL / VL): Yes
- ▶ Antileishmanial medicines included in the National Medicine List: No

INITIAL TREATMENT OUTCOME FOR NEW CASES

	VL	CL
Cases that completed treatment (% , # completed treatment / new cases):	82% (485/590)	No data
Initial cure rate (% , # cases initially cured / new cases):	95% (563/590)	No data
Failure rate (% , # cases with treatment failure / new cases): ⁴	1% (3/590)	No data
Case fatality rate (% , # cases who died / new cases):	2% (9/590)	No data

VL = visceral leishmaniasis; CL = cutaneous leishmaniasis; PKDL = post-kala-azar dermal leishmaniasis; MCL = mucocutaneous leishmaniasis

⁴Failure in this country is defined as: No definition available