

# Iran (Islamic Republic of)

## COUNTRY GENERAL INFORMATION

Total population:	81 800 204
Gender F/M (%):	49.4 / 50.6
Population, age group <15 / ≥ 15 years (%):	25 / 76
Life expectancy at birth (F/M, years):	79 / 75
GDP (PPP int \$):	No data
Income status:	Upper middle income
Number of 1 <sup>st</sup> sub-national administrative level divisions, name:	31, Province (Ostan)

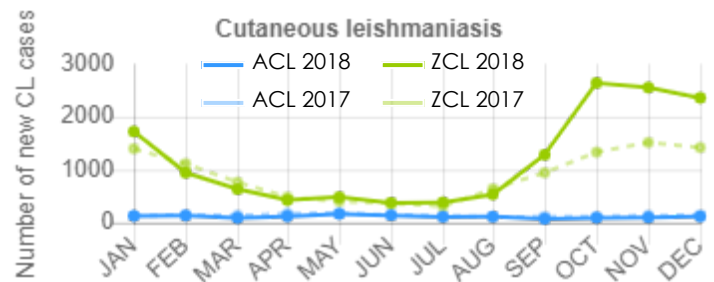
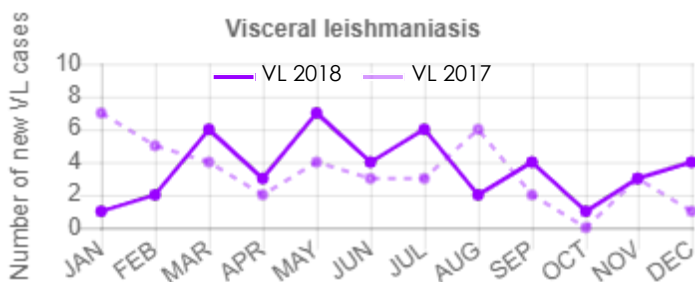
## EPIDEMIOLOGY

	VL	ACL	ZCL	MCL
Endemicity status:	Endemic	Endemic	Endemic	Non endemic
Number of new cases (incidence):	62	1359	14 251	0
Number of relapses: <sup>1</sup>	0	25	45	N/A
<b>Total number of cases:</b>	<b>67</b>	<b>1390<sup>A</sup></b>	<b>14 324<sup>B</sup></b>	<b>0</b>
Imported cases (#, %):	0, 0%	10, 1%	152, 1%	N/A
Gender distribution (% F):	42	50	40	No data
Age group distribution (% , <5 / 5-14 / >14):	78 / 10 / 12	8 / 22 / 70	14 / 21 / 65	N/A
Incidence rate (cases/10 000 population in endemic areas):	0.06	1.38	2.56	N/A
Number of endemic 1 <sup>st</sup> sub-national administrative level divisions:	4	2	18	N/A
Population at risk (% , # at risk / total population): <sup>2</sup>	14% 11 117 000/ 81 800 204	12% 9 918 000/ 81 800 204	68% 55 793 000/ 81 800 204	N/A
Was there any outbreak?	No	No	Yes	N/A
Number of new foci: <sup>3</sup>	0	0	0	N/A

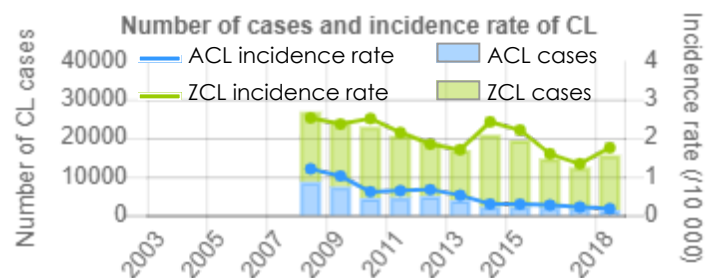
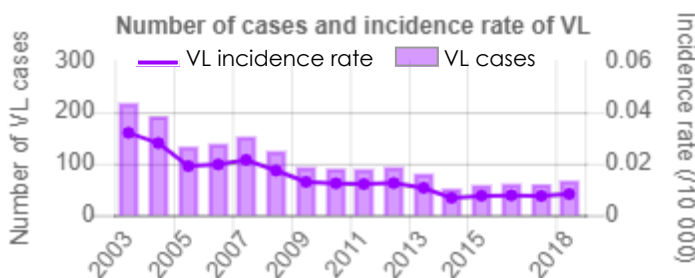
## Monthly distribution of new cases (January-December)<sup>C</sup>

2018	JAN	FEB	MAR	APR	MAY	JUN	JUL	AUG	SEP	OCT	NOV	DEC
VL	1	2	6	3	7	4	6	2	4	1	3	4
ACL	127	132	87	117	163	139	108	115	69	91	97	114
ZCL	1721	942	632	424	483	374	383	533	1281	2639	2552	2357

N/A not applicable; VL = visceral leishmaniasis; ACL = anthroponotic cutaneous leishmaniasis; ZCL = zoonotic cutaneous leishmaniasis; MCL = mucocutaneous leishmaniasis



## Number of new cases and Incidence rate/10 000 at the national level from 2003 to 2018



<sup>A</sup>Includes 6 cases classified as "unspecified"

<sup>B</sup>Includes 28 cases classified as "unspecified"

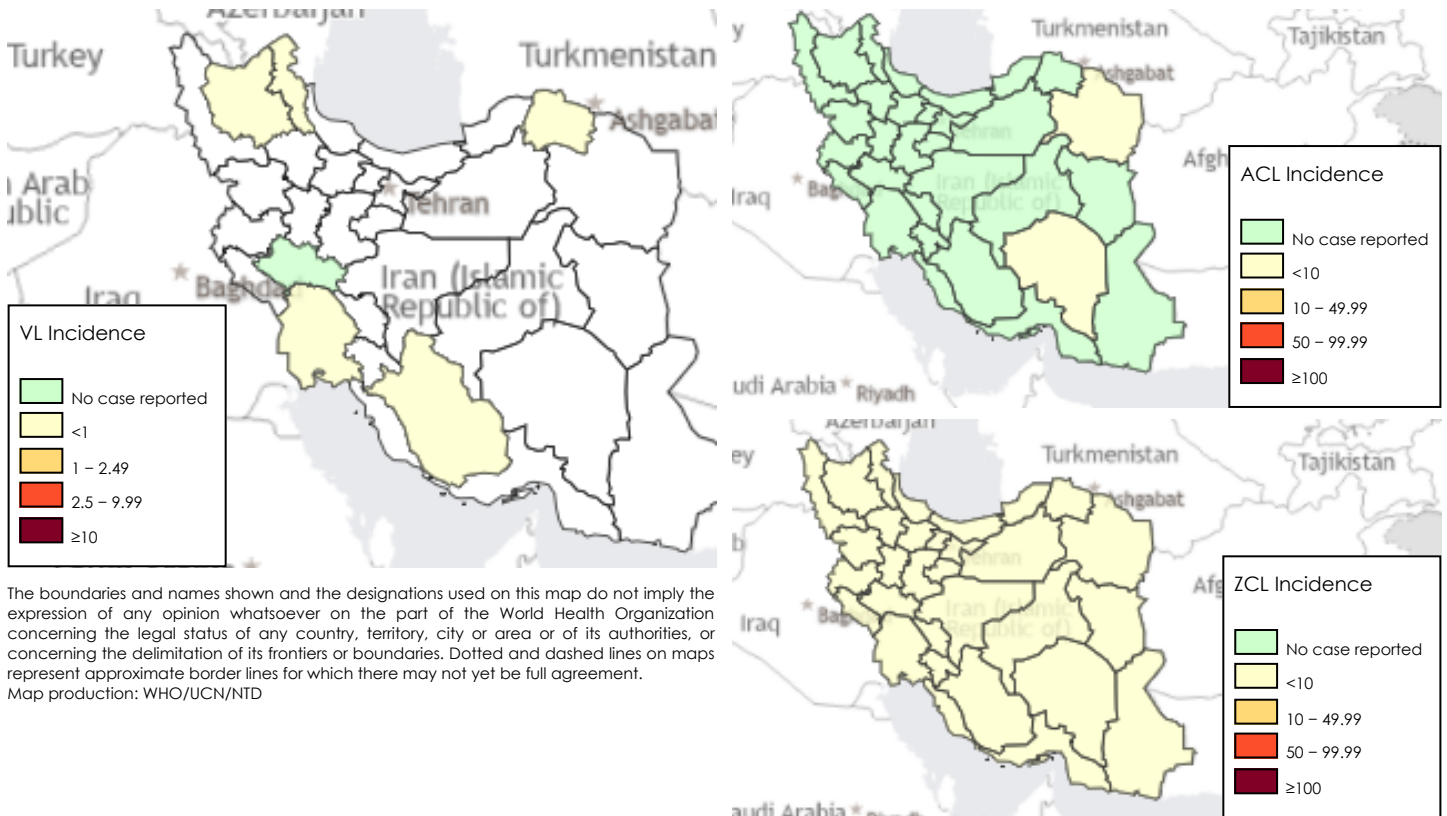
<sup>C</sup>For cases with available subnational monthly data reported

<sup>1</sup>Relapse in this country is defined for VL as: "Cure at the end of treatment and recurrence of clinical signs" and for CL as: "recurrence of cutaneous lesion after healing"

<sup>2</sup>Defined as "Number of people living in 3rd sub-national administrative level endemic areas"

<sup>3</sup>Defined as "In this reporting period, an area at the 3rd sub-national administrative level reporting cases for the first time ever"

## Disease distribution of new VL, ACL and ZCL cases at Province level per 10 000 population (2018)



The boundaries and names shown and the designations used on this map do not imply the expression of any opinion whatsoever on the part of the World Health Organization concerning the legal status of any country, territory, city or area or of its authorities, or concerning the delimitation of its frontiers or boundaries. Dotted and dashed lines on maps represent approximate border lines for which there may not yet be full agreement.  
Map production: WHO/UCN/NTD

## CONTROL AND SURVEILLANCE

Year Leishmaniasis National Control Programme (LNCP) was established:	2007
Type of surveillance (CL / VL):	Integrated / Integrated
Is there a vector control programme?	Yes
Type of insecticide used for Indoor residual Spraying (IRS):	Deltamethrin
Year latest national guidelines (CL / VL):	2007 / 2014
Is leishmaniasis notifiable (mandatory report)? (CL / VL):	Yes / Yes
Is there a reservoir host control programme?	Yes
Number of leishmaniasis health facilities (CL / VL):	170 / 460

## DIAGNOSIS

	VL	ACL	ZCL	MCL
Number of people screened actively for:	0	0	0	N/A
Number of people screened passively for:	No data	1365	14 279	N/A
VL cases diagnosed by RDT (% , # RDT+ / new VL cases):	0% (0/67)	N/A	N/A	N/A
Proportion of positive RDT (% , # RDT+ / total RDT):	N/A	N/A	N/A	N/A
Cases diagnosed by direct exam (parasitology) (% , # slides + / total cases):	28% (19/67)	99% (1356/1365)	83% (11 827/14 279)	N/A
Proportion of positive slides (% , # slides + / total slides):	No data	No data	No data	N/A
Cases diagnosed clinically (% , # clinical cases / total cases):	0% (0/67)	0% (0/1365)	17% (2452/14 279)	N/A
Percentage of cases with HIV-VL coinfection:	0% (0/67)	N/A	N/A	N/A

N/A not applicable; RDT = rapid diagnostic test; HIV = human immunodeficiency virus

## TREATMENT AND MEDICINES

- ▶ Is treatment provided for free in the public sector? (CL / VL): Yes / Yes
- ▶ Antileishmanial medicines included in the National Medicine List: Liposomal amphotericin B, Meglumine antimoniate

## INITIAL TREATMENT OUTCOME FOR NEW CASES

	VL	ACL	ZCL
Cases that completed treatment (% , # completed treatment / new cases):	100% (67/67)	39% (532/1365)	56% (8017/14 279)
Initial cure rate (% , # cases initially cured / new cases):	100% (67/67)	39% (531/1365)	43% (6207/14 279)
Failure rate (% , # cases with treatment failure / new cases): <sup>4</sup>	0% (0/67)	0% (5/1365)	0% (31/14 279)
Case fatality rate (% , # cases who died / new cases):	0% (0/67)	0% (0/1365)	0% (0/14 279)

VL = visceral leishmaniasis; ACL = anthroponotic cutaneous leishmaniasis; ZCL = zoonotic cutaneous leishmaniasis; MCL = mucocutaneous leishmaniasis

<sup>4</sup>Failure in this country is defined for VL as: "Case with no cure at the end of treatment" and for CL as: "Absence of healing at the end of treatment"