




Geographical distribution of leishmaniasis vectors – *Lutzomyia longiflocosa*



Lu. longiflocosa

-  Present and proven or suspected vector
-  Absent or not described as a vector
-  Not applicable

Proven vector: anthropophilic and bites animal reservoir; found naturally infected with a parasite indistinguishable from that found in humans and reservoirs.

Suspected vector: anthropophilic with geographical distribution compatible with that of endemic foci; may be suspected on the basis of epidemiological evidence; may have been found naturally infected, but parasite not identified; or suspected because it is a proven vector elsewhere.

Data Source: World Health Organization
Control of the leishmaniasis: report of a meeting of the WHO Expert Committee on the Control of Leishmaniases, Geneva, 22-26 March 2010. (WHO technical report series ; no. 949)

Map Production: Control of Neglected Tropical Diseases (NTD)
World Health Organization



© WHO 2019. All rights reserved

The boundaries and names shown and the designations used on this map do not imply the expression of any opinion whatsoever on the part of the World Health Organization concerning the legal status of any country, territory, city or area or of its authorities, or concerning the delimitation of its frontiers or boundaries. Dotted lines on maps represent approximate border lines for which there may not yet be full agreement.