

# South Sudan

## COUNTRY GENERAL INFORMATION

Total population:	11,066,107
Gender F/M (%):	50.5 / 49.5
Population, age group <15 / ≥ 15 years (%):	45 / 56
Life expectancy at birth (F/M, years):	60 / 58
GDP (PPP int \$):	1 235
Income status:	Low income
Administrative level, number of divisions:	2 <sup>nd</sup> sub-national administrative level, 80

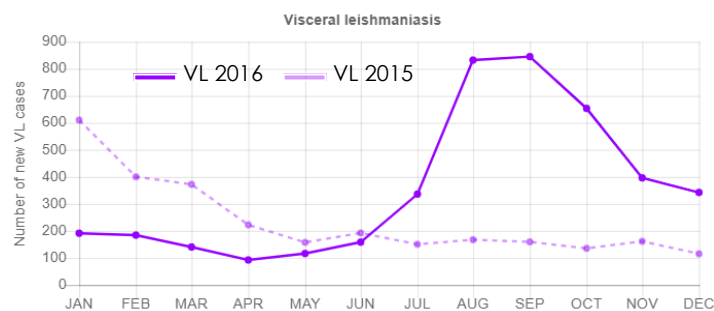
## EPIDEMIOLOGY

	VL	CL	PKDL
Endemicity status:	Endemic	Previously endemic	Endemic
Number of new cases (incidence):	4285	No data	No data
Number of relapses: <sup>1</sup>	224	No data	N/A
<b>Total number of cases:</b>	<b>4509</b>	<b>No data</b>	<b>No data</b>
Imported cases (#, %):	0, 0%	No data	N/A
Gender distribution (% F):	44	N/A	No data
Age group distribution (% <5 / 5-14 / >14): <sup>2</sup>	27 / 38 / 33	N/A	No data
Incidence rate (cases/10,000 population in endemic areas):	28.51	No data	N/A
Number of endemic 2 <sup>nd</sup> sub-national administrative level divisions:	18	No data	N/A
Population at risk (% # at risk / total population): <sup>3</sup>	14% 1 502 918 / 11 066 107	No data	N/A
Was there any outbreak?	No data	No data	N/A
Number of new foci: <sup>4</sup>	No data	No data	N/A

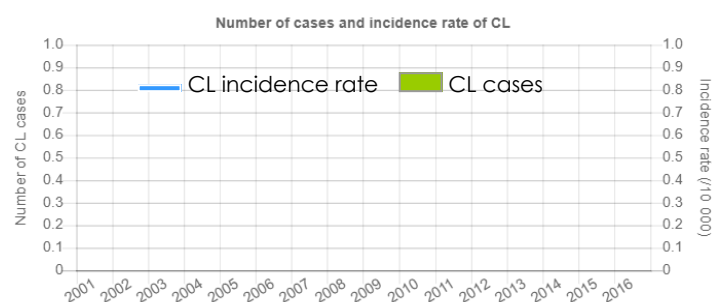
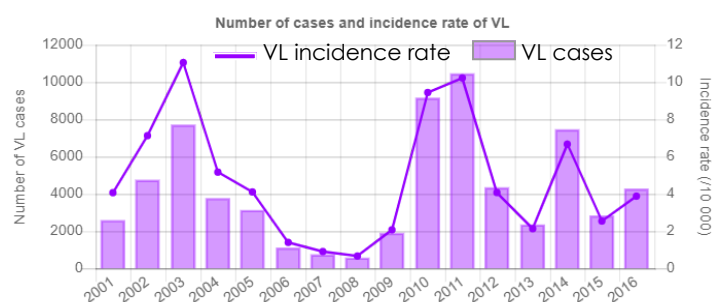
## Monthly distribution of new cases (January-December)

2016	JAN	FEB	MAR	APR	MAY	JUN	JUL	AUG	SEP	OCT	NOV	DEC
VL	191	184	140	92	116	158	336	832	845	653	396	342

N/A not applicable; VL = visceral leishmaniasis; CL = cutaneous leishmaniasis; PKDL = post-kala-azar dermal leishmaniasis



## Number of new cases and Incidence rate/10,000 at the national level from 2001 to 2016



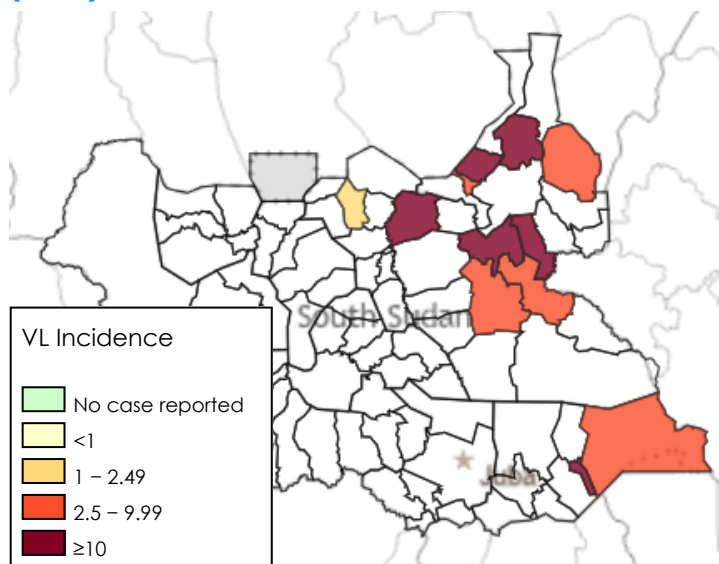
<sup>1</sup>Relapse in this country is defined as: "A patient who returns with VL symptoms and has a positive parasitological test after having successfully been treated with antileishmanial medicines and discharged"

<sup>2</sup>Age unknown for 118 VL cases

<sup>3</sup>Defined as "Number of people living in 2nd sub-national administrative level endemic areas"

<sup>4</sup>Defined as "In this reporting period, an area at the 2nd sub-national administrative level reporting cases for the first time ever"

## Disease distribution of new VL cases at 2<sup>nd</sup> sub-national administrative level per 10,000 population (2016)



The boundaries and names shown and the designations used on this map do not imply the expression of any opinion whatsoever on the part of the World Health Organization concerning the legal status of any country, territory, city or area or of its authorities, or concerning the delimitation of its frontiers or boundaries. Dotted and dashed lines on maps represent approximate border lines for which there may not yet be full agreement.  
Map production: WHO/UCN/NTD

## CONTROL AND SURVEILLANCE<sup>5</sup>

Year Leishmaniasis National Control Programme (LNCP) was established:	No data
Type of surveillance (CL / VL):	Vertical
Is there a vector control programme?	No
Type of insecticide used for Indoor residual Spraying (IRS):	No data
Year latest national guidelines (CL / VL):	N/A / 2011
Is leishmaniasis notifiable (mandatory report)? (CL / VL):	N/A / Yes
Is there a reservoir host control programme?	No
Number of leishmaniasis health facilities (CL / VL):	N/A / 21

## DIAGNOSIS FOR NEW CASES

	VL	CL	PKDL
Number of people screened actively for:	0	N/A	N/A
Number of people screened passively for:	5 599	No data	N/A
VL cases diagnosed by RDT (% , # RDT+ / new VL cases):	47% (2027/4 285)	N/A	N/A
Proportion of positive RDT (% , # RDT+ / total RDT):	36% (2027/5 599)	N/A	N/A
Cases diagnosed by direct exam (parasitology) (% , # slides + / new cases):	4% (160/4 285)	No data	N/A
Proportion of positive slides (% , # slides + / total slides):	24% (160/670)	No data	N/A
Cases diagnosed clinically (% , # clinical cases / new cases):	49% (2098/4 285)	No data	N/A
Percentage of cases with HIV-VL coinfection:	0% (0/4 509)	N/A	N/A

N/A not applicable; RDT = rapid diagnostic test; HIV = human immunodeficiency virus

## TREATMENT AND MEDICINES

- ▶ Is treatment provided for free in the public sector? (CL / VL): N/A / No data
- ▶ Antileishmanial medicines included in the National Medicine List: -

## INITIAL TREATMENT OUTCOME FOR NEW CASES

	VL	CL
Cases that completed treatment (% , # completed treatment / new cases):	No data	No data
Initial cure rate (% , # cases initially cured / new cases):	64% (2 730/4 285)	No data
Failure rate (% , # cases with treatment failure / new cases): <sup>6</sup>	No data	No data
Case fatality rate (% , # cases who died / new cases):	3% (122/4 285)	No data

VL = visceral leishmaniasis; CL = cutaneous leishmaniasis; PKDL = post-kala-azar dermal leishmaniasis

<sup>5</sup>Based on information reported in 2015

<sup>6</sup>Failure in this country is defined as: "A VL patient who has failed to respond despite taking adequate and appropriate treatment"