

Peru

COUNTRY GENERAL INFORMATION (WHO 2016)

Total population:	30,926,036
Gender F/M (%):	50.3 / 49.7
Population, age group <15 / ≥ 15 years (%):	27 / 73
Life expectancy at birth (F/M, years):	78 / 73
GDP (PPP int \$):	13,404
Income status:	Upper middle income
Number of 2 nd sub-national administrative level divisions, name:	195, province

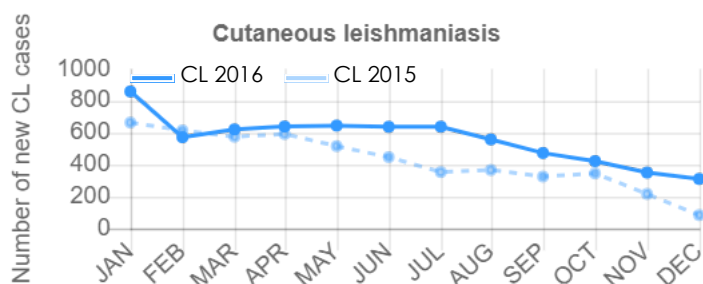
EPIDEMIOLOGY¹

	VL	CL	PKDL	MCL
Endemicity status:	Non endemic	Endemic	Non endemic	Endemic
Number of new cases (incidence):	N/A	6,724	N/A	547
Number of relapses: ²	N/A	No data	N/A	N/A
Total number of cases:	N/A	6,724	N/A	547
Imported cases (#, %):	N/A	0, 0%	N/A	N/A
Gender distribution (% F):	N/A	36	N/A	No data
Age group distribution (% <5 / 5-14 / >14): ³	N/A	8, 31, 61	N/A	No data
Incidence rate (cases/10,000 population in endemic areas):	N/A	2.64	N/A	N/A
Number of endemic 2 nd sub-national administrative level divisions:	N/A	129	N/A	N/A
Population at risk (% # at risk / total population): ⁴	N/A	82% 25,429,025 / 30,926,036	N/A	N/A
Was there any outbreak?	N/A	No	N/A	N/A
Number of new foci: ⁵	N/A	0	N/A	N/A

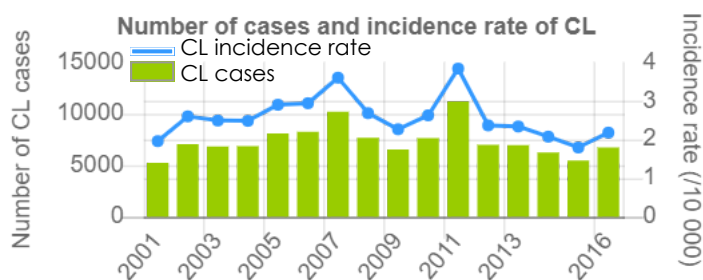
Monthly distribution of new cases (January-December)

2016	JAN	FEB	MAR	APR	MAY	JUN	JUL	AUG	SEP	OCT	NOV	DEC
CL	859	572	621	639	645	637	638	558	473	422	350	310

N/A not applicable; VL = visceral leishmaniasis; CL = cutaneous leishmaniasis; PKDL = post-kala-azar dermal leishmaniasis; MCL = mucocutaneous leishmaniasis



Number of new cases and Incidence rate/10 000 at the national level from 2001 to 2016



¹In the Region of the Americas, the gender and age group distribution include both CL and MCL cases.

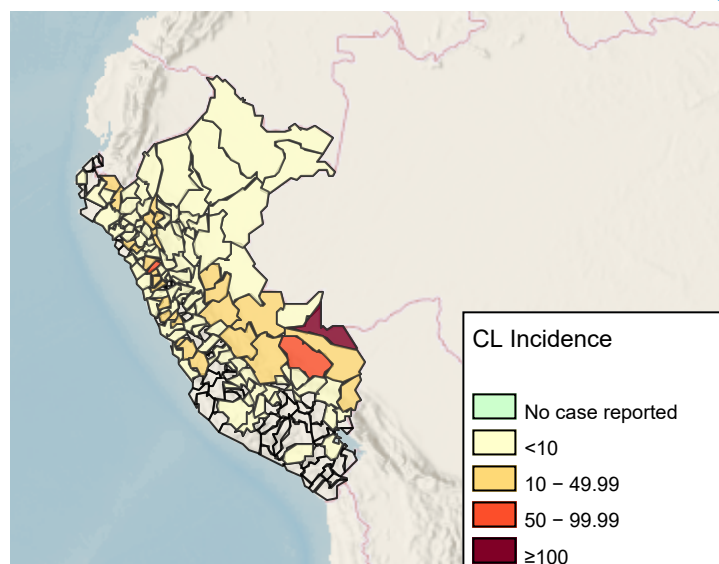
²Relapse in this country is defined as: "A patient who returns with signs and symptoms after being initially cured".

³In the Region of the Americas, the age groups used for reporting are <5 years, 5-9y, 10-19y, 20-49y and 50y and older.

⁴Defined as "Number of people living in 2nd sub-national administrative level endemic areas"

⁵Defined as "In this reporting period, an area at the 2nd sub-national administrative level reporting cases for the first time ever"

Disease distribution of new CL and MCL cases at province level per 10 000 population (2016)⁶



The boundaries and names shown and the designations used on this map do not imply the expression of any opinion whatsoever on the part of the World Health Organization concerning the legal status of any country, territory, city or area or of its authorities, or concerning the delimitation of its frontiers or boundaries. Dotted and dashed lines on maps represent approximate border lines for which there may not yet be full agreement.

Map production: WHO/UCN/NTD

CONTROL AND SURVEILLANCE

Year Leishmaniasis National Control Programme (LNCP) was established:	1985
Type of surveillance (CL / VL):	Other / N/A
Is there a vector control programme?	Yes
Type of insecticide used for Indoor residual Spraying (IRS):	Pyrethroid
Year latest national guidelines (CL / VL):	2005 / N/A
Is leishmaniasis notifiable (mandatory report)? (CL / VL):	Yes / N/A
Is there a reservoir host control programme?	No
Number of leishmaniasis health facilities (CL / VL):	No data / N/A

DIAGNOSIS

	VL	CL	PKDL	MCL
Number of people screened actively for:	N/A	No data	N/A	N/A
Number of people screened passively for:	N/A	No data	N/A	N/A
VL cases diagnosed by RDT (% , # RDT+ / new VL cases):	N/A	N/A	N/A	N/A
Proportion of positive RDT (% , # RDT+ / total RDT):	N/A	N/A	N/A	N/A
Cases diagnosed by direct exam (parasitology) (% , # slides + / total cases):	N/A	100% (6,724/6,724)	N/A	N/A
Proportion of positive slides (% , # slides + / total slides):	N/A	No data	N/A	N/A
Cases diagnosed clinically (% , # clinical cases / total cases):	N/A	N/A	N/A	N/A
Percentage of cases with HIV-VL coinfection:	N/A	N/A	N/A	N/A

N/A not applicable; RDT = rapid diagnostic test; HIV = human immunodeficiency virus

TREATMENT AND MEDICINES

- ▶ Is treatment provided for free in the public sector? (CL / VL): Yes / N/A
- ▶ Antileishmanial medicines included in the National Medicine List: Sodium stibogluconate (SSG)

INITIAL TREATMENT OUTCOME FOR NEW CASES

	VL	CL
Cases that completed treatment (% , # completed treatment / new cases):	No data	No data
Initial cure rate (% , # cases initially cured / new cases):	No data	No data
Failure rate (% , # cases with treatment failure / new cases): ⁷	No data	No data
Case fatality rate (% , # cases who died / new cases):	No data	No data

VL = visceral leishmaniasis; CL = cutaneous leishmaniasis; PKDL = post-kala-azar dermal leishmaniasis; MCL = mucocutaneous leishmaniasis

⁶Provinces with no cases reported appear in "grey" in the map. This color does not appear in the legend of the map

⁷Failure in this country is defined as: "A patient who does not improve, or who gets worse during the treatment period".