

## COUNTRY GENERAL INFORMATION (WHO, 2015)

Total population:	28,656,282
Gender F / M (%):	51.5 / 48.5
Population, age group <15/ ≥15 years (%):	35 / 65
Life expectancy at birth (F/M, years) (2015):	71/ 68
GDP (PPP int \$):	2,260
Income status:	Low
Number of 3 <sup>rd</sup> sub-national administrative level divisions, name:	75, District

## EPIDEMIOLOGY

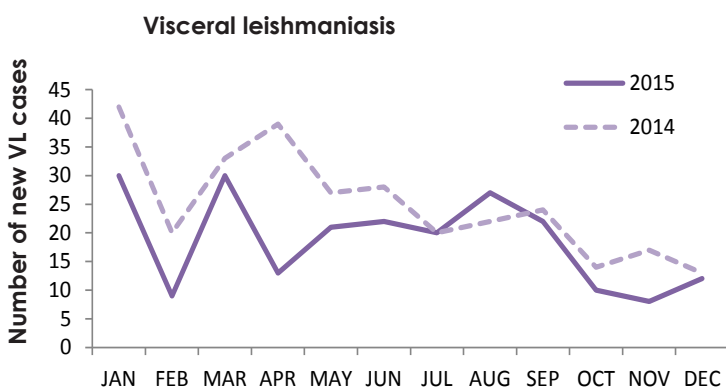
	VL	CL	PKDL	MCL
Endemicity status:	Endemic	Non-endemic <sup>a</sup>	Endemic	Non-endemic
Number of new cases (incidence):	233	N/A	2	N/A
Number of relapses <sup>1</sup> :	7	N/A	N/A	N/A
<b>Total number of cases:</b>	<b>240</b>	<b>N/A</b>	<b>2</b>	<b>N/A</b>
Imported cases (#, %):	16, 6.9%	0	No data	No data
Gender distribution (% F):	41%	N/A	N/A	N/A
Age group distribution (% , < 5/5-14/>14):	(4/24/72)	N/A	(0/0/100)	N/A
Incidence rate (cases/10,000 population in endemic areas):	0.08	N/A	N/A	N/A
Number of endemic 3 <sup>rd</sup> sub-national administrative level divisions:	12	N/A	N/A	N/A
Population at risk <sup>2</sup> (% , # at risk/total population):	99.9 % 28,624,296/ 28,656,282	N/A	N/A	N/A
Was there any outbreak?	No	N/A	N/A	N/A
Number of new <sup>3</sup> foci:	8	0	N/A	N/A

N/A = Not applicable; <sup>1</sup> Relapse in this country is defined as: "Reappearance of signs and symptoms of VL within a period of 6 months after the end of treatment"; <sup>2</sup> Defined as "Number of people living in 3<sup>rd</sup> sub-national administrative level endemic areas"; <sup>3</sup> Defined as "In this reporting period, an area at the 3<sup>rd</sup> sub-national administrative level reporting cases for the first time ever". <sup>a</sup> Nepal is considered non-endemic for CL, but one case was reported in 2008.

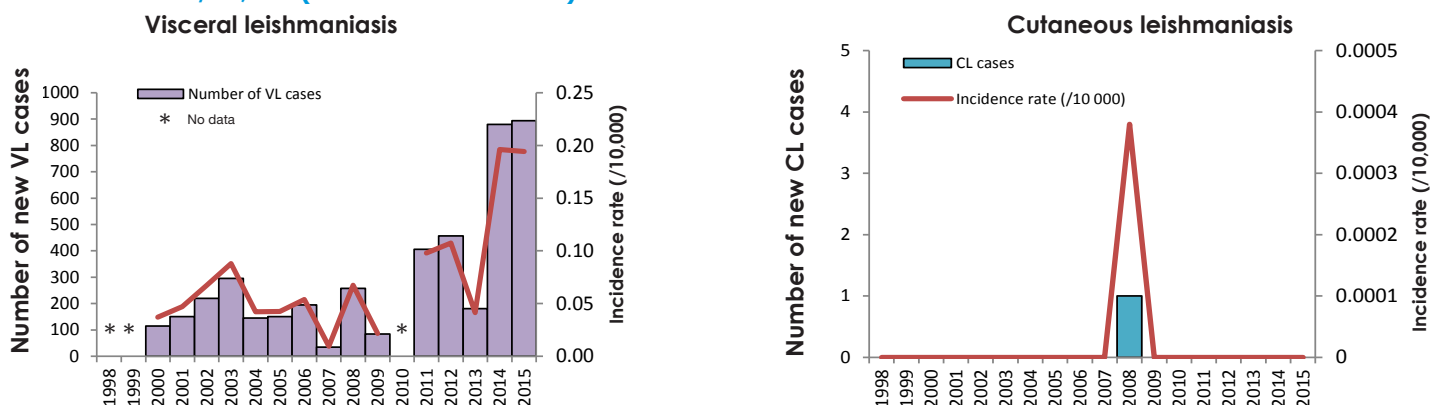
## Monthly distribution of new cases (January-December)

2015	JAN	FEB	MAR	APR	MAY	JUN	JUL	AUG	SEP	OCT	NOV	DEC
VL	30	13	31	14	21	23	25	29	23	11	8	12

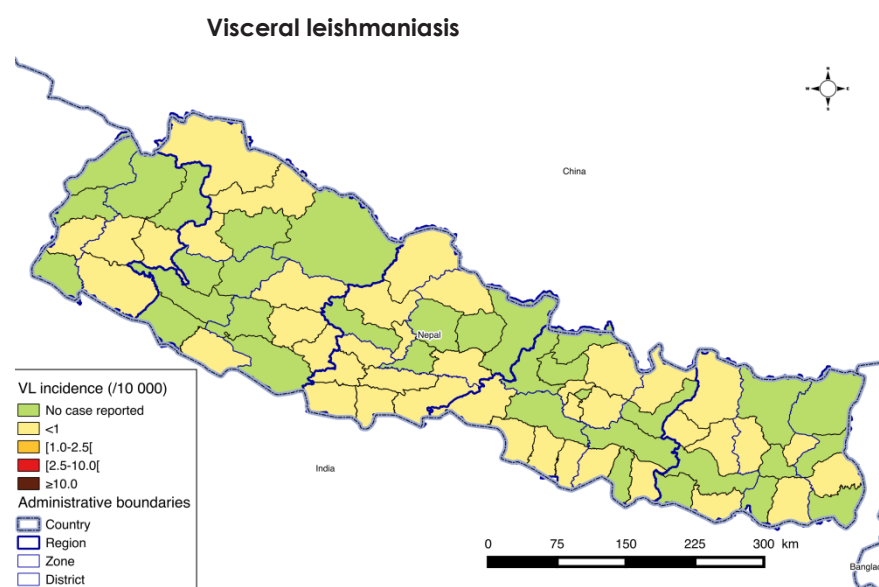
VL = visceral leishmaniasis; CL = cutaneous leishmaniasis; PKDL= post-kala-azar dermal leishmaniasis; MCL = mucocutaneous leishmaniasis



## Incidence rate/10,000 (at the national level) and number of new cases from 1998 to 2015



## Disease distribution of new VL and CL cases at district level per 10,000 population (2015)



www.who.int/leishmaniasis/Map-VL-Nepal-2015.png

The boundaries and names shown and the designations used on these maps do not imply the expression of any opinion whatsoever on the part of the World Health Organization concerning the legal status of any country, territory, city or area or of its authorities, or concerning the delimitation of its frontiers or boundaries. Dotted and dashed lines on maps represent approximate border lines for which there may not yet be full agreement.

Map production: WHO/HTM/NTD/IDM

## CONTROL AND SURVEILLANCE

Year Leishmaniasis National Control Programme (LNCP) was established:	2005
Type of surveillance:	Integrated
Is there a vector control programme?	Yes
Type of insecticide used for Indoor residual Spraying (IRS):	Alpha-cypermethrin
Year latest national guidelines:	2013
Is leishmaniasis notifiable (mandatory report)?	Yes
Is there a reservoir host control programme?	No
Number of leishmaniasis health facilities:	100

## DIAGNOSIS

	VL	CL	PKDL	MCL
Number of people screened actively for:	0	N/A	N/A	N/A
Number of people screened passively for:	0	N/A	N/A	N/A
Cases diagnosed by RDT* (% , # RDT+/ total VL cases):	66% (154/233)	N/A	N/A	N/A
Proportion of positive RDT* (% , # RDT+/total RDT):	No data	N/A	N/A	N/A
Cases diagnosed by direct exam* (parasitology) (% , # slides + / total cases):	24% (57/233)	N/A	N/A	N/A
Proportion of positive slides* (% , # slides + / total slides):	No data	N/A	N/A	N/A
Cases diagnosed clinically* (% , # clinical cases/ total cases):	9% (22/233)	N/A	N/A	N/A
Proportion of CL cases with lesions equal to or greater than 4cm*:	N/A	N/A	N/A	N/A
Proportion of CL cases with 4 or more lesions*(% , # CL cases/ total CL cases):	N/A	N/A	N/A	N/A
Percentage of cases with HIV coinfection*:	0% (0/233)	N/A	0% (0/2)	N/A

N/A = Not applicable; RDT = rapid diagnostic test; HIV = human immunodeficiency virus

## TREATMENT AND MEDICINES

- ▶ Is treatment provided for free in the public sector? **Yes**
- ▶ Antileishmanial medicines included in the National Medicine List: **Amphotericin B deoxydate, Liposomal amphotericin B, Miltefosine, Paromomycin**

## TREATMENT OUTCOME

	VL	CL
Proportion of cases treated*(% , # treated cases/ total cases):	100% (233/233)	N/A
Initial cure rate*(% , # cases initially cured /total cases):	98% (229/233)	N/A
Failure rate <sup>4</sup> *(% , # patients with treatment failure /total cases):	0% (0/233)	N/A
Case fatality rate*(% , # patients who died/ total cases):	0.4% (1/233)	N/A

VL = visceral leishmaniasis; CL = cutaneous leishmaniasis; PKDL= post-kala-azar dermal leishmaniasis; MCL = mucocutaneous leishmaniasis

<sup>4</sup> Failure in this country is defined as: "A case with non-response (signs and symptoms persist or recur) or relapse"

\* These indicators only apply to new cases