

COUNTRY GENERAL INFORMATION (WHO, 2015)

Total population:	46,050,000
Gender F / M (%):	50 / 50
Population, age group <15/ ≥15 years (%):	42 / 58
Life expectancy at birth (F/M, years) (2015):	66/ 61
GDP (PPP int \$):	2,954
Income status:	Low
Number of 1 st sub-national administrative level divisions, name:	47, County

EPIDEMIOLOGY

	VL	CL	PKDL	MCL
Endemicity status:	Endemic	Endemic	Endemic	Endemic
Number of new cases (incidence):	894	No data	5	No data
Number of relapses ¹ :	No data	No data	N/A	No data
Total number of cases:	894	No data	5	No data
Imported cases (#, %):	No data	No data	N/A	N/A
Gender distribution (% F):	No data	No data	No data	No data
Age group distribution (% < 5/5-14/>14):	No data	No data	No data	No data
Incidence rate (cases/10,000 population in endemic areas):	2.96	No data	N/A	N/A
Number of endemic 1 st sub-national administrative level divisions:	6	2	N/A	N/A
Population at risk ² (% # at risk/total population):	7.1 % 3,268,626/46,050,000	No data	N/A	N/A
Was there any outbreak?	No	No data	N/A	N/A
Number of new ³ foci:	0	No data	N/A	N/A

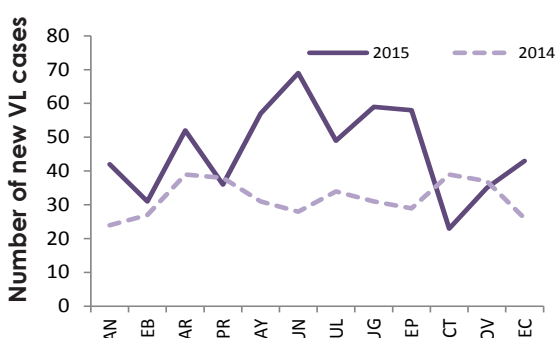
N/A = Not applicable; ¹ Relapse in this country is defined as: No definition available; ² Defined as "Number of people living in 1st sub-national administrative level endemic areas"; ³ Defined as "In this reporting period, an area at the 1st sub-national administrative level reporting cases for the first time ever".

Monthly distribution of new cases (January-December)

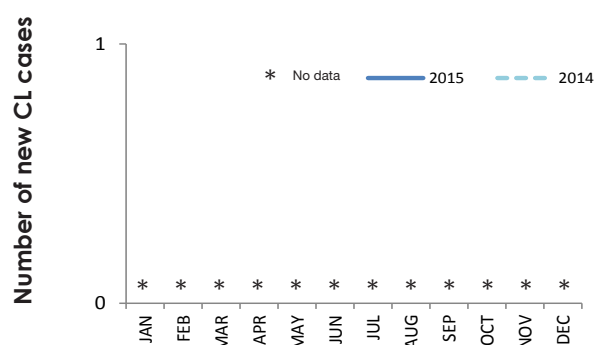
2015	JAN	FEB	MAR	APR	MAY	JUN	JUL	AUG	SEP	OCT	NOV	DEC
VL	42	31	52	36	57	69	49	59	58	23	35	43
CL	No data	No data	No data	No data	No data	No data	No data	No data	No data	No data	No data	No data

VL = visceral leishmaniasis; CL = cutaneous leishmaniasis; PKDL = post-kala-azar dermal leishmaniasis; MCL = mucocutaneous leishmaniasis

Visceral leishmaniasis

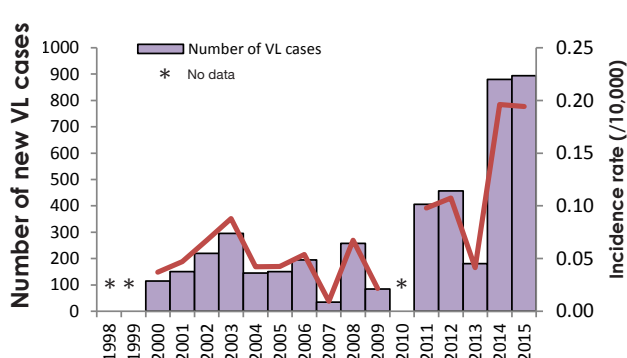


Cutaneous leishmaniasis

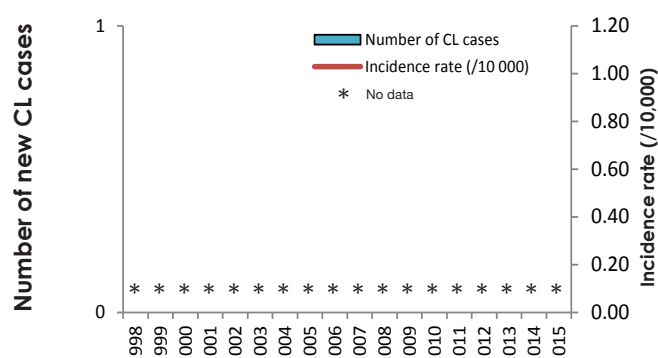


Incidence rate/10,000 (at the national level) and number of new cases from 1998 to 2015

Visceral leishmaniasis



Cutaneous leishmaniasis

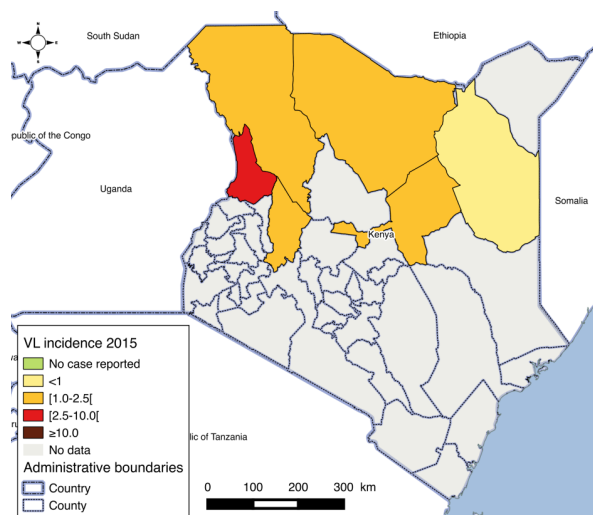


Disease distribution of new VL and CL cases at county level per 10,000 population (2015)

Visceral leishmaniasis

Cutaneous leishmaniasis

No data for CL.



www.who.int/leishmaniasis/Map-VL-Kenya-2015.png

The boundaries and names shown and the designations used on these maps do not imply the expression of any opinion whatsoever on the part of the World Health Organization concerning the legal status of any country, territory, city or area or of its authorities, or concerning the delimitation of its frontiers or boundaries. Dotted and dashed lines on maps represent approximate border lines for which there may not yet be full agreement.

Map production: WHO/HTM/NTD/IDM

CONTROL AND SURVEILLANCE

Year Leishmaniasis National Control Programme (LNCP) was established:	2012
Type of surveillance:	Passive
Is there a vector control programme?	No
Type of insecticide used for Indoor residual Spraying (IRS):	Not available
Year latest national guidelines:	2012
Is leishmaniasis notifiable (mandatory report)?	No
Is there a reservoir host control programme?	No
Number of leishmaniasis health facilities:	18

DIAGNOSIS

	VL	CL	PKDL	MCL
Number of people screened actively for:	No data	No data	N/A	N/A
Number of people screened passively for:	No data	No data	N/A	N/A
Cases diagnosed by RDT* (% , # RDT+/ total VL cases):	100% (894/894)	N/A	N/A	N/A
Proportion of positive RDT* (% , # RDT+/total RDT):	41% (894/2,204)	N/A	N/A	N/A
Cases diagnosed by direct exam* (parasitology) (% , # slides + / total cases):	No data	No data	N/A	N/A
Proportion of positive slides* (% , # slides + / total slides):	No data	No data	N/A	N/A
Cases diagnosed clinically* (% , # clinical cases/ total cases):	No data	No data	N/A	N/A
Proportion of CL cases with lesions equal to or greater than 4cm*:	N/A	No data	N/A	N/A
Proportion of CL cases with 4 or more lesions*(% , # CL cases/ total CL cases):	N/A	No data	N/A	N/A
Percentage of cases with HIV coinfection*:	No data	N/A	No data	N/A

N/A = Not applicable; RDT = rapid diagnostic test; HIV = human immunodeficiency virus

TREATMENT AND MEDICINES

- ▶ Is treatment provided for free in the public sector? **Yes**
- ▶ Antileishmanial medicines included in the National Medicine List: **None**

TREATMENT OUTCOME

	VL	CL
Proportion of cases treated*(% , # treated cases/ total cases):	100% (894/894)	No data
Initial cure rate*(% , # cases initially cured /total cases):	100% (894/894)	No data
Failure rate ⁴ *(% , # patients with treatment failure /total cases):	0% (0/894)	No data
Case fatality rate*(% , # patients who died/ total cases):	0.4% (4/894)	No data

VL = visceral leishmaniasis; CL = cutaneous leishmaniasis; PKDL= post-kala-azar dermal leishmaniasis; MCL = mucocutaneous leishmaniasis

⁴ Failure in this country is defined as: No definition available

* These indicators only apply to new cases